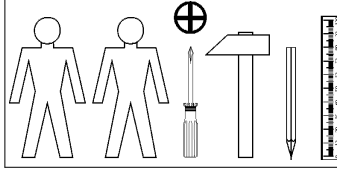
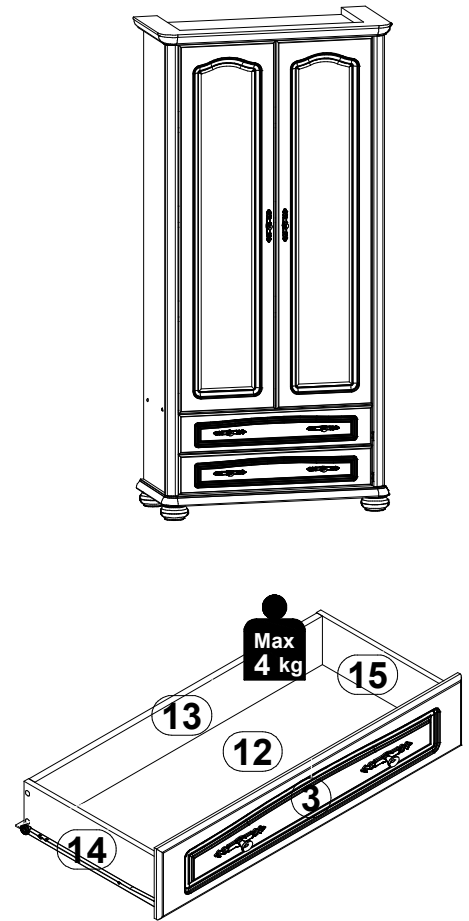
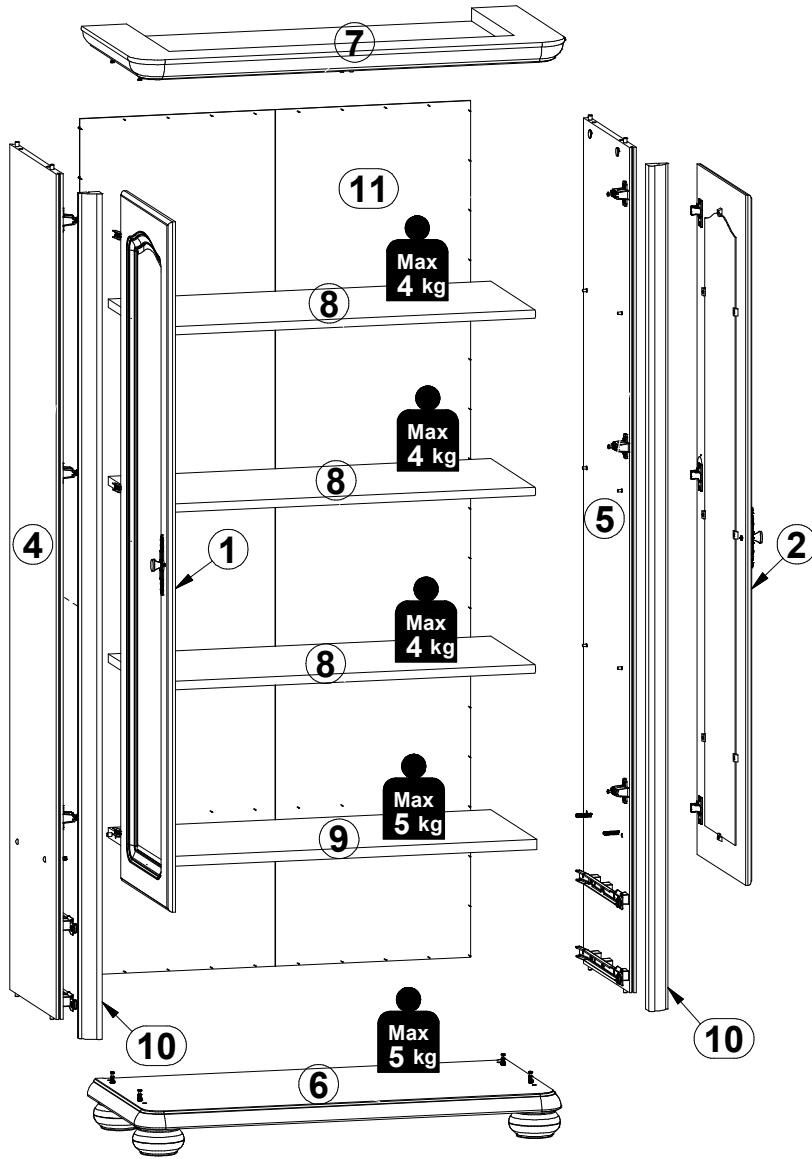




Do montázu potřebné są:  
 Nezbytné během montáže:  
 You need for fitting-up:  
 Az összeszereléshez szükséges:  
 Počas montáže potrebne:



A	B	C1	C2	C3	D
1	S41-0023	1486	396	19	4/7
2	S41-0024	1486	396	19	4/7
3	S41-0034	160	796	16	5/7
4	S41-1041	1820	379,	15	1/7
5	S41-1042	1820	379,	15	1/7
6	S41-2002	935	436	38	3/7
7	S41-2025	957	446	47	3/7
8	S41-3001	839	364,	18	2/7
9	S41-3022	839	375	22	2/7
10	S41-5007	1820	47	32	6/7
11	S41-9313	1844	857,	2,5	1/7
12	WSP-9306	776	358	2,5	2/7
13	ZS7-5048	754	110	15	2/7
14	ZS7-521	350	110	12	2/7
15	ZS7-522	350	110	12	2/7



6x  a172	6x  b85	6x  c69	12x  d1 φ5x17 mm	2x  d4 φ6,3x15 mm	4x  e1 φ7x30 mm	12x  e16 φ6x30 mm	8x  e19 φ5x9 mm	2x  p35 Ø3,5x10 mm
12x  f1 φ8x30 mm	12x  f11 46x18¼ mm	8x  f25 φ6,5x40 mm	4x  f27 φ10x40 mm	6x  j8 M4x25 mm	4x  k47 φ110x58/62 mm	70x  l1	2x  p25 φ3,5x16 mm	12x  p51 φ3,5x15 mm
8x  r1 φ1,5x12mm #16	8x  r15 φ12x10,5mm #12	16x  r42 20/11	4x  s1	4x  s2 Ø16	2x  t35 350 mm	12x  w36 h=18 mm	2x  w45-CL 350 mm	2x  w45-CR 350 mm
2x  w45-DL 350 mm	2x  w45-DR 350 mm	1x  y1 GLUE	1x  z1	2x  p17 Ø5x60 mm	2x  n14\2 86x21x15/1,5	2x  f35 Ø10x50 mm	4x  p38 Ø3,5x16 mm	

